

Scaled data based on original data using  
LM-79-08 Approved Method: Electrical and Photometric Measurements of Solid-  
State Lighting Products

Test Report Prepared for  
Cooper Lighting Solutions  
(formerly Eaton)

Brand: INVUE

Report Number: P159852

Luminaire Tested: **ENC-E01-LED-E1-BL2-ULG**

Issue Date: 03/03/2020

**Test Information**

Test Method: LM-79-08  
Report Number: P159852  
REPORT IS FROM IESNA LM-79-08 TEST DATA - UPLIGHT (P20107) AND SCALED  
Test Lab: INNOVATION CENTER-P3  
Issue Date: 03/03/2020  
Manufacturer: COOPER LIGHTING SOLUTIONS (FORMERLY EATON)  
Product Line: INVUE  
Catalog Number: ENC-E01-LED-E1-BL2-ULG  
Description: ENTRI LED LUMINAIRE WITH UPLIGHT  
(1) LIGHTBARS WITH AccuLED OPTICS - TYPE 2  
Light Source: (21) 4000K CCT, 70 CRI LEDs  
Ballast/Driver: -

**Summary**

Lumens per Lamp: N/A  
Luminaire Lumens: 3053.6 lumens  
Efficiency: N/A  
Efficacy: 93.4 lumens/watt  
Luminous Opening: Rectangular (W 0.17' x L: 1' x H: 0')  
IES Classification: Type II - Short - Semi-Cutoff  
BUG Rating: B1 - U3 - G1

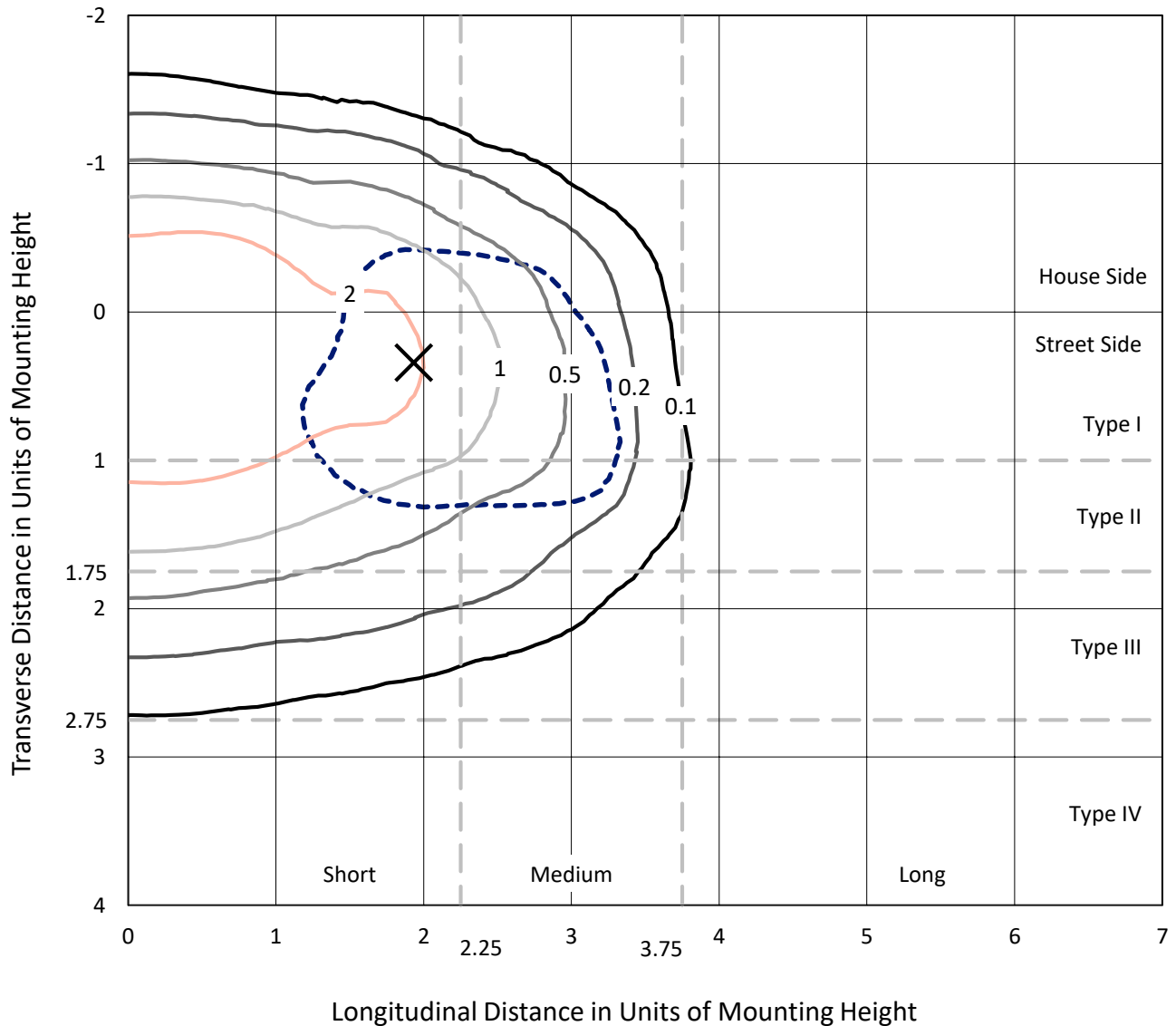
Input Watts (W): 32.7  
Input Voltage (V): NR  
Input Current (Ain): NR  
Voltage Rise (V): NR  
Power Factor: NR  
Total Harmonic Distortion (THDi): NR  
Frequency (hertz): 60  
Stabilization Time: NR  
Operation Time: NR  
Ambient Temperature (°C): NR  
Test Distance: 25 FT



REPORT NUMBER: P159852  
 CATALOG NUMBER: ENC-E01-LED-E1-BL2-ULG

### Iso-Footcandle Lines of Horizontal Illumination

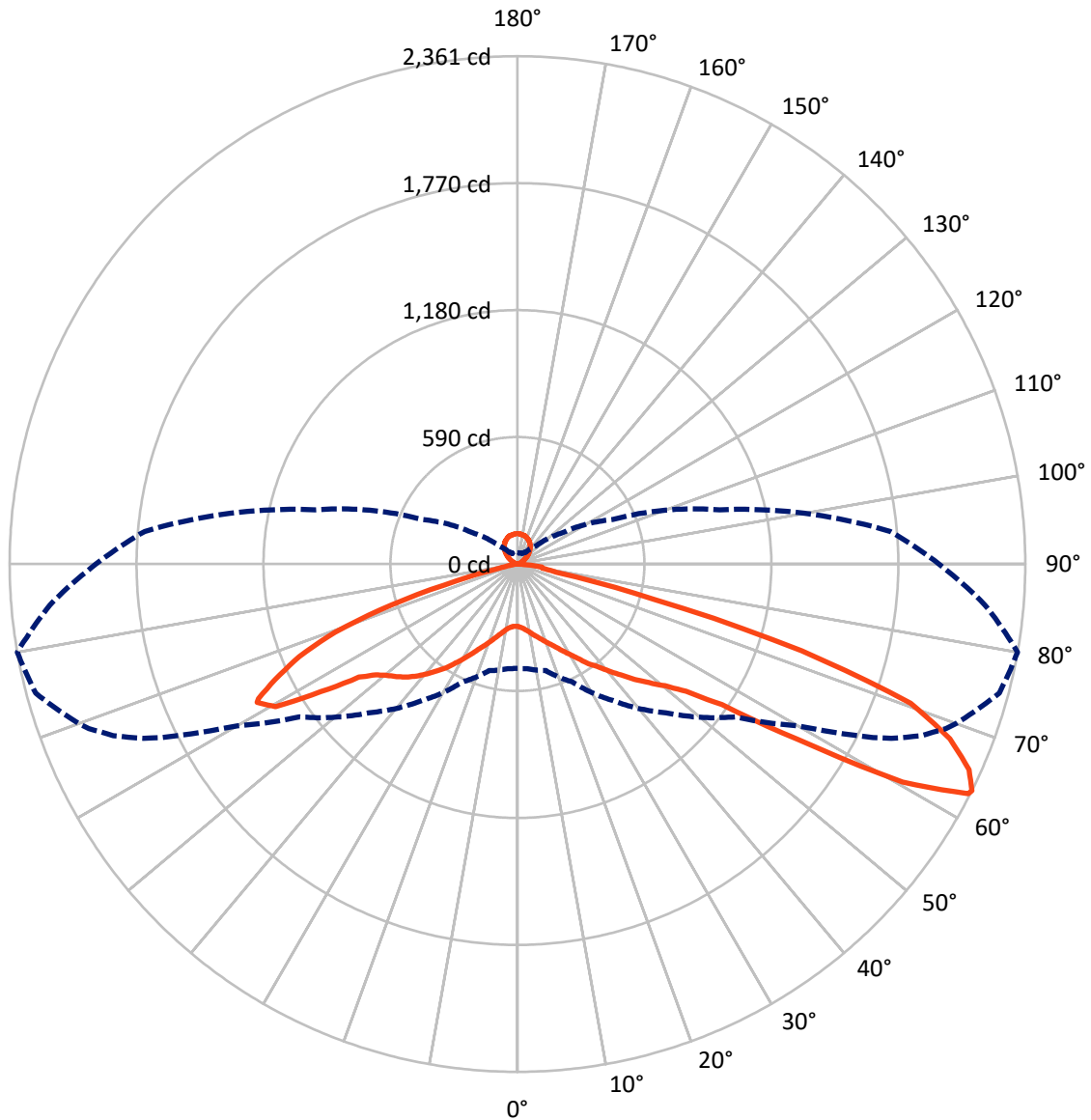
× Max cd  
 - - - 1/2 Max cd



Based on 10 foot mounting height. Maximum calculated value = 3.6 fc  
 Type II - Short - Semi-Cutoff

REPORT NUMBER: P159852  
CATALOG NUMBER: ENC-E01-LED-E1-BL2-ULG

### Luminous Intensity Polar Plot



— Vertical Plane Through 80-Deg Lateral    - - - Horizontal Cone Through 63-Deg Vertical

REPORT NUMBER: P159852

CATALOG NUMBER: ENC-E01-LED-E1-BL2-ULG

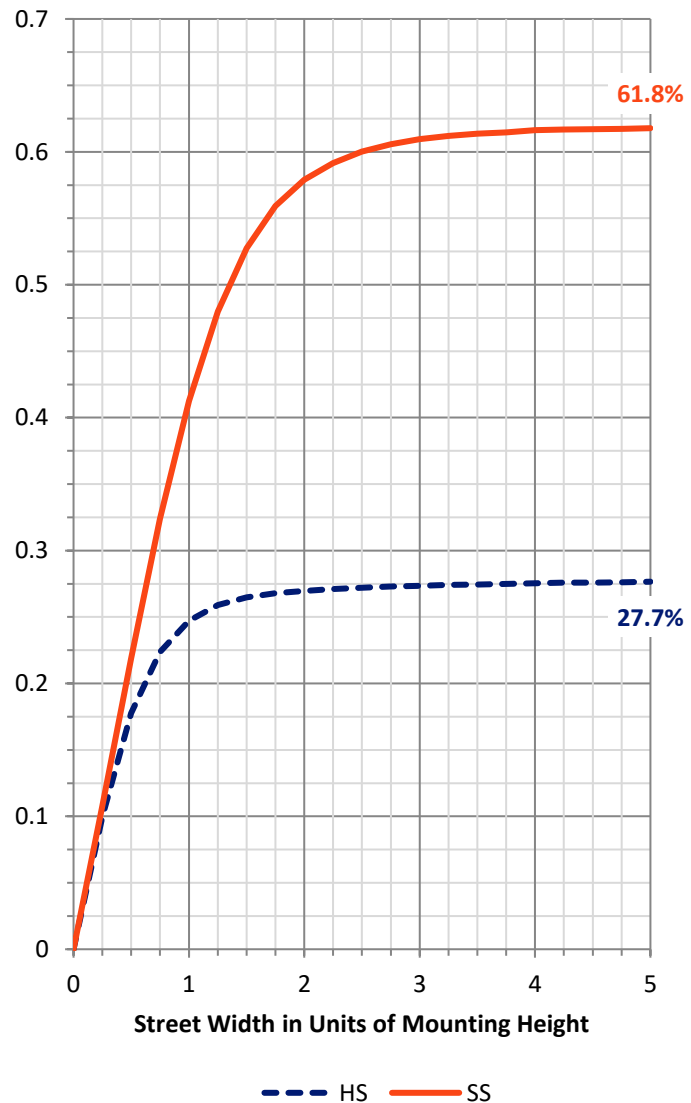
**FLUX DISTRIBUTION:**

		Downward	Upward	Total
<b>House Side</b>	Lumens	852.7	157.7	1010.5
	% Fixture	27.9	5.2	33.1
<b>Street Side</b>	Lumens	1885.4	157.7	2043.1
	% Fixture	61.7	5.2	66.9
<b>Total</b>	Lumens	2738.1	315.5	3053.6
	% Fixture	89.7	10.3	100.0

**Coefficient of Utilization**

**ZONAL LUMENS:**

Zone	Lumens	% Fixture
0°-10°	29.1	1.0
10°-20°	99.7	3.3
20°-30°	187.3	6.1
30°-40°	297.3	9.7
40°-50°	448.8	14.7
50°-60°	630.8	20.7
60°-70°	736.0	24.1
70°-80°	284.5	9.3
80°-90°	24.8	0.8
90°-100°	1.3	0.0
100°-110°	12.3	0.4
110°-120°	25.2	0.8
120°-130°	43.0	1.4
130°-140°	60.0	2.0
140°-150°	65.4	2.1
150°-160°	56.9	1.9
160°-170°	38.2	1.3
170°-180°	13.3	0.4
0°-90°	2738.1	89.7
0°-180°	3053.6	100.0



REPORT NUMBER: P159852

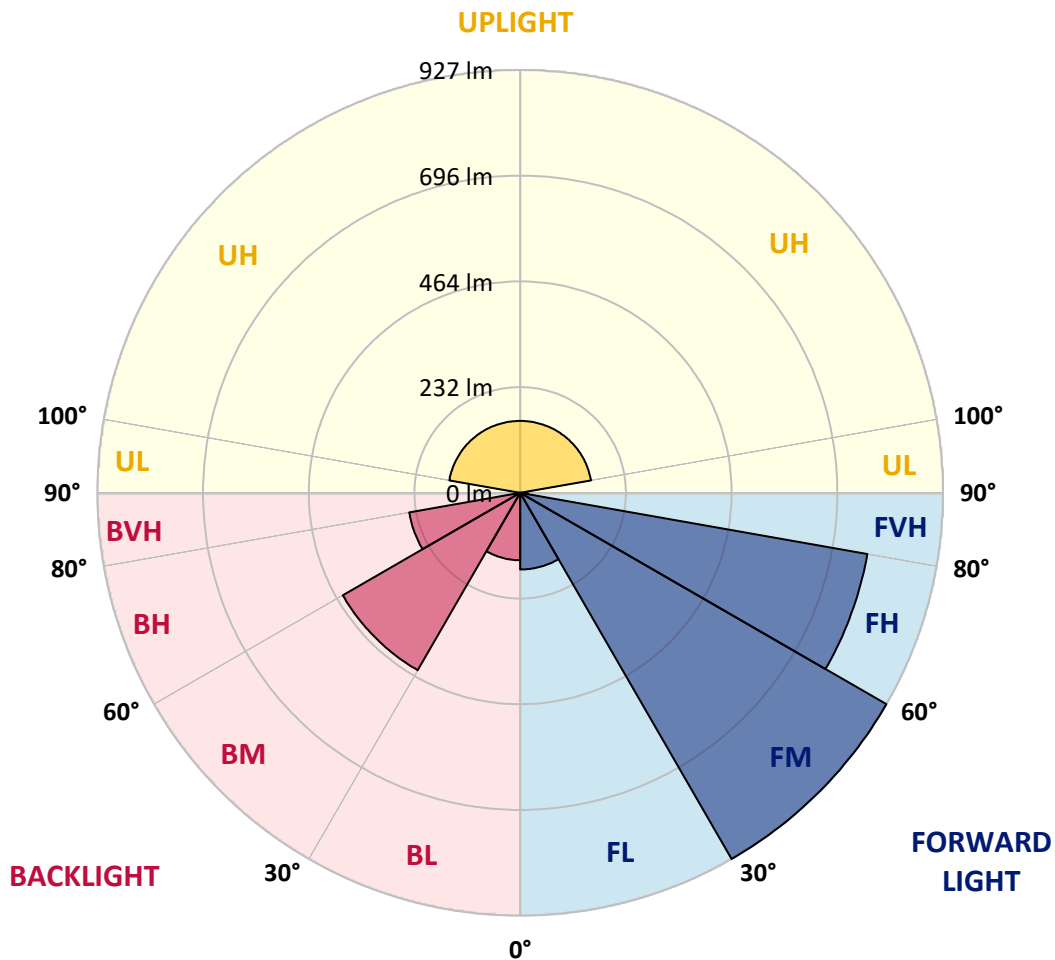
CATALOG NUMBER: ENC-E01-LED-E1-BL2-ULG

**LUMINAIRE CLASSIFICATION SYSTEM LUMEN TABLE AND BUG RATING:**

Zone	Lumens	% Fixture	Zone Rating/Lumen Limit		
			B	U	G
FL (0°-30°)	168.2	5.5			
FM (30°-60°)	927.5	30.4			
FH (60°-80°)	773.2	25.3			G1/1800
FVH (80°-90°)	16.5	0.5			G1/100
BL (0°-30°)	147.9	4.8	B1/500		
BM (30°-60°)	449.4	14.7	B1/1000		
BH (60°-80°)	247.2	8.1	B1/500		G1/500
BVH (80°-90°)	8.3	0.3			G0/10
UL (90°-100°)	1.3	0.0		U1/10	
UH (100°-180°)	157.7	5.2		U3/500	

**BUG Rating: B1-U3-G1**

Type II Short





REPORT NUMBER: P159852

CATALOG NUMBER: ENC-E01-LED-E1-BL2-ULG

**CANDELA DISTRIBUTION (FULL):**

	0°	5°	15°	25°	35°	45°	55°	60°	61°	62°	64°
0°	290.0	290.0	290.0	290.0	290.0	290.0	290.0	290.0	290.0	290.0	290.0
2.5°	304.5	303.5	304.0	303.5	303.5	302.5	299.5	299.5	299.0	299.5	298.5
5°	321.0	320.5	320.0	319.0	319.0	317.0	312.0	311.0	311.5	310.5	308.5
7.5°	339.5	339.0	338.0	336.0	335.0	332.0	325.0	324.0	323.5	322.5	321.0
10°	358.0	357.5	356.0	353.5	351.0	346.5	339.5	337.0	336.5	336.0	334.5
12.5°	377.0	375.5	376.0	371.5	367.5	362.0	354.0	351.5	351.0	350.5	350.0
15°	398.0	397.5	396.5	390.5	383.0	375.5	367.5	364.5	362.5	363.0	362.5
17.5°	418.0	417.5	414.0	405.5	395.5	387.0	377.0	375.0	375.0	374.5	374.5
20°	432.5	432.0	428.5	418.0	405.0	395.5	387.5	387.5	387.0	387.5	388.0
22.5°	439.0	439.0	434.5	423.0	409.0	402.0	399.5	401.0	401.5	402.0	403.0
25°	441.5	441.5	437.0	423.5	410.5	411.5	414.5	417.0	418.0	418.0	421.5
27.5°	446.0	446.5	440.5	426.0	415.5	425.0	432.5	436.0	437.5	438.5	443.0
30°	459.5	459.0	454.0	438.5	430.5	444.0	457.5	461.0	464.5	464.5	469.5
32.5°	479.5	479.0	476.0	464.0	460.5	477.5	489.5	497.0	496.5	497.5	501.0
35°	506.0	506.5	508.5	505.5	508.5	525.5	539.0	542.0	542.5	543.0	543.5
37.5°	536.0	536.5	547.5	557.0	570.5	595.5	603.5	605.0	601.5	601.5	600.5
40°	558.5	561.0	585.5	610.5	639.0	673.0	685.0	682.0	679.5	677.5	671.5
42.5°	604.5	606.0	632.0	668.0	708.0	755.0	776.0	766.0	765.5	756.5	752.0
45°	650.5	654.5	682.5	723.0	771.0	836.0	867.0	858.5	857.0	853.0	840.5
47.5°	687.0	692.5	723.5	771.5	826.5	901.5	957.0	963.0	959.5	955.0	945.0
50°	718.0	722.5	754.0	806.5	869.5	951.5	1031.0	1052.5	1055.5	1053.5	1051.0
52.5°	738.0	742.5	773.5	829.5	894.5	988.5	1086.0	1128.5	1137.5	1137.0	1147.5
55°	738.5	743.5	775.5	837.0	908.5	1014.0	1137.0	1204.0	1215.0	1228.5	1251.0
57.5°	711.0	716.0	756.0	827.0	912.5	1034.0	1186.5	1304.5	1334.5	1361.0	1423.0
60°	634.5	636.5	680.5	775.5	893.5	1029.5	1224.0	1391.0	1433.5	1491.0	1591.0
62.5°	517.0	521.0	548.0	640.5	805.0	990.0	1239.0	1487.5	1557.5	1641.5	1801.5
63°	484.5	488.0	513.0	604.5	775.0	977.5	1238.5	1503.0	1580.0	1666.5	1839.0
65°	374.0	375.0	393.5	462.5	636.0	886.5	1211.5	1481.0	1578.5	1679.5	1860.5
67.5°	301.5	305.0	323.5	372.0	502.5	744.5	1090.5	1283.0	1349.5	1449.0	1664.5
70°	236.0	242.0	259.5	314.5	428.5	599.5	917.5	1071.0	1112.0	1159.5	1342.5
72.5°	156.0	157.5	160.5	191.0	299.0	466.5	763.5	868.0	884.0	918.0	1007.5
75°	73.5	79.0	83.5	99.0	144.5	305.5	553.5	616.5	635.5	671.0	703.5
77.5°	32.0	31.5	33.5	45.5	76.0	136.0	344.5	455.5	462.0	454.0	440.0
80°	10.0	10.5	11.0	12.0	24.0	65.0	149.0	306.0	338.0	359.5	353.5
82.5°	1.0	0.5	1.5	3.0	5.0	9.5	56.0	143.5	180.5	221.5	274.0
85°	0.0	0.0	0.5	0.5	1.0	2.0	3.5	15.0	25.0	29.0	57.5
87.5°	0.0	0.0	0.5	0.5	1.0	1.5	1.5	2.0	2.0	2.0	2.0
90°	0.1	0.1	0.1	0.1	0.1	0.1	0.1	0.1	0.1	0.1	0.1
92.5°	0.1	0.1	0.1	0.1	0.1	0.1	0.1	0.1	0.1	0.1	0.1
95°	0.5	0.5	0.5	0.5	0.5	0.5	0.5	0.5	0.5	0.5	0.5
97.5°	1.5	1.5	1.5	1.5	1.5	1.5	1.5	1.5	1.5	1.5	1.5
100°	5.0	5.0	5.0	5.0	5.0	5.0	5.0	5.0	5.0	5.0	5.0
102.5°	8.8	8.8	8.8	8.8	8.8	8.8	8.8	8.8	8.8	8.8	8.8
105°	11.8	11.8	11.8	11.8	11.8	11.8	11.8	11.8	11.8	11.8	11.8
107.5°	14.7	14.7	14.7	14.7	14.7	14.7	14.7	14.7	14.7	14.7	14.7



REPORT NUMBER: P159852

CATALOG NUMBER: ENC-E01-LED-E1-BL2-ULG

**CANDELA DISTRIBUTION (continued):**

	0°	5°	15°	25°	35°	45°	55°	60°	61°	62°	64°
110°	17.8	17.8	17.8	17.8	17.8	17.8	17.8	17.8	17.8	17.8	17.8
112.5°	21.2	21.2	21.2	21.2	21.2	21.2	21.2	21.2	21.2	21.2	21.2
115°	25.0	25.0	25.0	25.0	25.0	25.0	25.0	25.0	25.0	25.0	25.0
117.5°	29.5	29.5	29.5	29.5	29.5	29.5	29.5	29.5	29.5	29.5	29.5
120°	34.8	34.8	34.8	34.8	34.8	34.8	34.8	34.8	34.8	34.8	34.8
122.5°	40.9	40.9	40.9	40.9	40.9	40.9	40.9	40.9	40.9	40.9	40.9
125°	47.8	47.8	47.8	47.8	47.8	47.8	47.8	47.8	47.8	47.8	47.8
127.5°	55.3	55.3	55.3	55.3	55.3	55.3	55.3	55.3	55.3	55.3	55.3
130°	63.0	63.0	63.0	63.0	63.0	63.0	63.0	63.0	63.0	63.0	63.0
132.5°	70.5	70.5	70.5	70.5	70.5	70.5	70.5	70.5	70.5	70.5	70.5
135°	77.9	77.9	77.9	77.9	77.9	77.9	77.9	77.9	77.9	77.9	77.9
137.5°	85.3	85.3	85.3	85.3	85.3	85.3	85.3	85.3	85.3	85.3	85.3
140°	92.5	92.5	92.5	92.5	92.5	92.5	92.5	92.5	92.5	92.5	92.5
142.5°	99.2	99.2	99.2	99.2	99.2	99.2	99.2	99.2	99.2	99.2	99.2
145°	104.9	104.9	104.9	104.9	104.9	104.9	104.9	104.9	104.9	104.9	104.9
147.5°	110.1	110.1	110.1	110.1	110.1	110.1	110.1	110.1	110.1	110.1	110.1
150°	115.1	115.1	115.1	115.1	115.1	115.1	115.1	115.1	115.1	115.1	115.1
152.5°	119.7	119.7	119.7	119.7	119.7	119.7	119.7	119.7	119.7	119.7	119.7
155°	123.7	123.7	123.7	123.7	123.7	123.7	123.7	123.7	123.7	123.7	123.7
157.5°	127.0	127.0	127.0	127.0	127.0	127.0	127.0	127.0	127.0	127.0	127.0
160°	130.3	130.3	130.3	130.3	130.3	130.3	130.3	130.3	130.3	130.3	130.3
162.5°	133.5	133.5	133.5	133.5	133.5	133.5	133.5	133.5	133.5	133.5	133.5
165°	136.0	136.0	136.0	136.0	136.0	136.0	136.0	136.0	136.0	136.0	136.0
167.5°	137.1	137.1	137.1	137.1	137.1	137.1	137.1	137.1	137.1	137.1	137.1
170°	137.4	137.4	137.4	137.4	137.4	137.4	137.4	137.4	137.4	137.4	137.4
172.5°	138.6	138.6	138.6	138.6	138.6	138.6	138.6	138.6	138.6	138.6	138.6
175°	140.5	140.5	140.5	140.5	140.5	140.5	140.5	140.5	140.5	140.5	140.5
177.5°	141.1	141.1	141.1	141.1	141.1	141.1	141.1	141.1	141.1	141.1	141.1
180°	140.8	140.8	140.8	140.8	140.8	140.8	140.8	140.8	140.8	140.8	140.8





REPORT NUMBER: P159852

CATALOG NUMBER: ENC-E01-LED-E1-BL2-ULG

**CANDELA DISTRIBUTION (continued):**

	65°	66°	67°	68°	69°	70°	75°	80°	85°	90°	95°
0°	290.0	290.0	290.0	290.0	290.0	290.0	290.0	290.0	290.0	290.0	290.0
2.5°	298.0	298.0	297.0	297.5	297.0	297.0	296.0	295.0	294.5	292.0	290.5
5°	308.5	308.5	308.0	307.0	307.0	306.5	304.0	301.5	300.0	297.0	294.0
7.5°	320.5	320.0	319.0	318.0	318.0	317.5	314.0	311.5	308.5	304.0	300.5
10°	334.5	334.0	333.0	331.5	331.5	331.0	327.5	323.5	321.0	315.5	311.0
12.5°	349.5	348.0	347.5	346.5	345.5	345.5	342.5	338.5	336.5	330.5	326.0
15°	362.0	361.0	360.5	360.0	359.5	358.5	356.0	352.5	351.0	346.0	342.5
17.5°	374.0	374.0	374.5	373.5	373.0	372.0	370.5	369.5	368.0	363.5	361.5
20°	388.0	388.0	389.0	388.5	388.0	389.5	389.0	388.5	388.5	384.5	383.0
22.5°	404.5	404.0	405.5	405.0	405.5	407.0	409.0	408.0	410.0	407.5	406.5
25°	423.5	423.0	424.5	425.5	426.5	427.5	431.5	432.5	435.0	434.5	432.5
27.5°	445.0	445.5	446.0	448.5	450.0	451.0	456.5	459.5	464.5	462.5	464.5
30°	470.0	472.5	474.5	477.0	477.5	478.5	487.5	490.5	493.0	494.5	497.5
32.5°	504.5	506.0	506.5	509.5	510.5	512.0	521.5	525.5	529.0	529.5	535.0
35°	546.5	547.5	549.0	550.5	552.5	551.5	562.5	568.5	573.0	573.5	579.5
37.5°	602.0	598.5	600.0	598.0	595.0	595.0	598.5	604.5	609.5	613.5	619.5
40°	668.5	666.0	665.5	661.0	656.0	651.5	649.5	653.0	657.0	660.5	668.0
42.5°	744.5	742.0	733.5	730.5	722.0	717.0	703.5	705.0	712.0	714.0	718.5
45°	833.5	824.5	821.5	803.0	799.5	792.5	767.0	765.0	771.0	771.5	768.5
47.5°	935.0	928.5	921.5	908.5	895.0	883.5	844.5	824.0	830.5	830.0	815.5
50°	1045.5	1044.5	1034.0	1025.5	1013.5	997.0	927.5	890.0	895.0	890.5	864.0
52.5°	1151.0	1148.0	1147.5	1141.0	1136.5	1131.0	1046.5	982.0	970.5	961.0	927.0
55°	1262.0	1269.5	1264.5	1275.0	1283.0	1282.0	1247.0	1152.5	1094.0	1086.5	1034.5
57.5°	1447.0	1465.0	1489.0	1490.0	1511.5	1542.5	1605.5	1537.5	1391.0	1362.0	1292.5
60°	1659.0	1705.5	1765.5	1795.0	1841.0	1889.0	2047.0	2057.5	1852.5	1740.5	1613.0
62.5°	1872.0	1933.0	2004.0	2050.0	2107.0	2144.5	2311.5	2351.5	2164.5	1958.0	1748.0
63°	1917.0	1979.5	2041.0	2086.0	2134.0	2168.5	2318.5	2360.5	2181.5	1958.5	1739.5
65°	1940.5	1999.0	2047.0	2087.0	2119.0	2142.5	2261.0	2306.5	2159.0	1886.0	1644.0
67.5°	1762.0	1856.0	1916.5	1965.0	1997.5	2030.0	2139.0	2167.5	2063.0	1745.0	1499.0
70°	1458.5	1567.0	1662.5	1738.0	1794.0	1843.5	1958.0	1938.5	1848.5	1516.5	1271.5
72.5°	1073.0	1167.5	1260.5	1346.0	1419.0	1482.0	1557.5	1381.0	1244.0	1008.5	880.0
75°	721.5	742.0	784.5	827.0	853.5	871.5	825.0	657.5	534.0	479.0	419.0
77.5°	426.0	412.0	413.5	403.0	396.0	394.5	331.0	184.0	97.0	99.0	104.0
80°	340.0	324.5	308.0	289.5	277.5	264.5	215.5	118.0	42.0	34.0	35.5
82.5°	275.0	271.0	262.0	243.0	224.0	201.5	154.0	113.5	24.0	19.0	20.5
85°	53.5	60.0	54.0	59.0	44.0	41.5	24.5	26.5	9.5	8.5	10.5
87.5°	2.0	2.0	2.0	2.0	2.0	2.0	2.0	2.0	2.0	2.0	4.0
90°	0.1	0.1	0.1	0.1	0.1	0.1	0.1	0.1	0.1	0.1	0.1
92.5°	0.1	0.1	0.1	0.1	0.1	0.1	0.1	0.1	0.1	0.1	0.1
95°	0.5	0.5	0.5	0.5	0.5	0.5	0.5	0.5	0.5	0.5	0.5
97.5°	1.5	1.5	1.5	1.5	1.5	1.5	1.5	1.5	1.5	1.5	1.5
100°	5.0	5.0	5.0	5.0	5.0	5.0	5.0	5.0	5.0	5.0	5.0
102.5°	8.8	8.8	8.8	8.8	8.8	8.8	8.8	8.8	8.8	8.8	8.8
105°	11.8	11.8	11.8	11.8	11.8	11.8	11.8	11.8	11.8	11.8	11.8
107.5°	14.7	14.7	14.7	14.7	14.7	14.7	14.7	14.7	14.7	14.7	14.7



REPORT NUMBER: P159852

CATALOG NUMBER: ENC-E01-LED-E1-BL2-ULG

**CANDELA DISTRIBUTION (continued):**

	65°	66°	67°	68°	69°	70°	75°	80°	85°	90°	95°
110°	17.8	17.8	17.8	17.8	17.8	17.8	17.8	17.8	17.8	17.8	17.8
112.5°	21.2	21.2	21.2	21.2	21.2	21.2	21.2	21.2	21.2	21.2	21.2
115°	25.0	25.0	25.0	25.0	25.0	25.0	25.0	25.0	25.0	25.0	25.0
117.5°	29.5	29.5	29.5	29.5	29.5	29.5	29.5	29.5	29.5	29.5	29.5
120°	34.8	34.8	34.8	34.8	34.8	34.8	34.8	34.8	34.8	34.8	34.8
122.5°	40.9	40.9	40.9	40.9	40.9	40.9	40.9	40.9	40.9	40.9	40.9
125°	47.8	47.8	47.8	47.8	47.8	47.8	47.8	47.8	47.8	47.8	47.8
127.5°	55.3	55.3	55.3	55.3	55.3	55.3	55.3	55.3	55.3	55.3	55.3
130°	63.0	63.0	63.0	63.0	63.0	63.0	63.0	63.0	63.0	63.0	63.0
132.5°	70.5	70.5	70.5	70.5	70.5	70.5	70.5	70.5	70.5	70.5	70.5
135°	77.9	77.9	77.9	77.9	77.9	77.9	77.9	77.9	77.9	77.9	77.9
137.5°	85.3	85.3	85.3	85.3	85.3	85.3	85.3	85.3	85.3	85.3	85.3
140°	92.5	92.5	92.5	92.5	92.5	92.5	92.5	92.5	92.5	92.5	92.5
142.5°	99.2	99.2	99.2	99.2	99.2	99.2	99.2	99.2	99.2	99.2	99.2
145°	104.9	104.9	104.9	104.9	104.9	104.9	104.9	104.9	104.9	104.9	104.9
147.5°	110.1	110.1	110.1	110.1	110.1	110.1	110.1	110.1	110.1	110.1	110.1
150°	115.1	115.1	115.1	115.1	115.1	115.1	115.1	115.1	115.1	115.1	115.1
152.5°	119.7	119.7	119.7	119.7	119.7	119.7	119.7	119.7	119.7	119.7	119.7
155°	123.7	123.7	123.7	123.7	123.7	123.7	123.7	123.7	123.7	123.7	123.7
157.5°	127.0	127.0	127.0	127.0	127.0	127.0	127.0	127.0	127.0	127.0	127.0
160°	130.3	130.3	130.3	130.3	130.3	130.3	130.3	130.3	130.3	130.3	130.3
162.5°	133.5	133.5	133.5	133.5	133.5	133.5	133.5	133.5	133.5	133.5	133.5
165°	136.0	136.0	136.0	136.0	136.0	136.0	136.0	136.0	136.0	136.0	136.0
167.5°	137.1	137.1	137.1	137.1	137.1	137.1	137.1	137.1	137.1	137.1	137.1
170°	137.4	137.4	137.4	137.4	137.4	137.4	137.4	137.4	137.4	137.4	137.4
172.5°	138.6	138.6	138.6	138.6	138.6	138.6	138.6	138.6	138.6	138.6	138.6
175°	140.5	140.5	140.5	140.5	140.5	140.5	140.5	140.5	140.5	140.5	140.5
177.5°	141.1	141.1	141.1	141.1	141.1	141.1	141.1	141.1	141.1	141.1	141.1
180°	140.8	140.8	140.8	140.8	140.8	140.8	140.8	140.8	140.8	140.8	140.8



REPORT NUMBER: P159852

CATALOG NUMBER: ENC-E01-LED-E1-BL2-ULG

**CANDELA DISTRIBUTION (continued):**

	105°	115°	125°	135°	145°	155°	165°	175°	180°
0°	290.0	290.0	290.0	290.0	290.0	290.0	290.0	290.0	290.0
2.5°	288.0	286.0	284.5	282.5	281.5	280.0	279.5	278.0	278.5
5°	289.0	285.5	282.5	279.5	277.5	276.5	275.5	274.5	274.5
7.5°	294.0	289.5	286.0	282.5	281.0	279.0	278.5	277.0	277.0
10°	304.5	299.5	295.0	291.0	289.0	286.5	285.5	284.0	284.0
12.5°	320.0	315.5	310.5	304.5	300.5	297.5	295.0	294.0	294.0
15°	337.5	334.0	330.0	322.0	315.5	310.0	305.0	303.0	302.5
17.5°	358.5	355.5	351.5	342.5	332.0	320.5	312.0	308.0	307.5
20°	384.0	381.0	375.0	362.5	346.0	328.0	314.5	308.5	308.0
22.5°	410.0	410.0	400.0	379.5	355.0	331.0	313.0	305.0	303.5
25°	438.5	440.0	425.0	393.0	360.0	329.5	306.5	296.5	294.5
27.5°	473.0	471.5	446.5	403.5	360.5	323.5	296.0	284.0	282.0
30°	511.0	501.0	464.0	409.5	357.0	312.5	282.0	268.5	267.0
32.5°	549.0	527.5	477.0	410.5	347.0	296.5	263.5	249.5	247.5
35°	589.5	551.0	485.0	405.0	330.5	275.0	240.5	227.0	225.0
37.5°	623.5	569.0	487.5	390.5	305.5	250.0	219.5	205.5	202.0
40°	654.5	582.0	483.0	367.0	277.5	225.5	197.5	185.5	184.5
42.5°	683.0	588.0	467.0	336.5	249.5	204.5	179.0	167.5	166.5
45°	705.0	584.0	440.0	303.0	226.5	186.5	162.5	152.0	150.0
47.5°	719.0	569.5	403.0	275.0	207.5	168.0	144.5	133.5	131.5
50°	730.0	548.0	365.5	253.5	189.0	149.0	126.0	116.0	114.5
52.5°	744.5	520.5	333.0	234.0	167.5	127.5	107.0	97.5	96.0
55°	776.5	497.0	310.0	212.5	144.5	105.0	88.0	82.0	80.0
57.5°	885.0	505.0	295.5	186.5	118.0	84.5	73.0	69.5	69.0
60°	999.0	539.0	288.5	156.5	91.5	68.5	62.0	61.0	60.5
62.5°	993.0	508.5	259.5	123.0	70.5	56.5	53.5	54.0	54.0
63°	973.0	490.0	250.0	115.5	67.0	55.0	52.0	52.0	52.0
65°	852.0	415.5	203.0	87.5	56.0	49.0	46.5	47.0	47.5
67.5°	703.5	300.0	133.5	61.0	50.5	44.5	41.5	40.5	40.5
70°	538.0	202.0	79.0	53.0	50.0	41.5	36.5	35.5	35.5
72.5°	353.0	123.5	53.5	53.0	49.5	39.5	34.0	32.0	32.0
75°	162.0	61.0	44.5	51.0	47.0	36.5	30.0	27.5	27.0
77.5°	63.0	38.5	40.0	43.0	36.5	30.0	27.0	25.0	24.5
80°	36.5	31.0	35.0	31.0	26.5	23.0	23.0	21.5	21.0
82.5°	26.5	26.5	27.0	22.5	20.0	19.0	19.0	17.5	17.0
85°	19.0	19.5	22.5	18.0	15.5	13.5	12.5	12.5	12.0
87.5°	9.5	15.5	12.5	7.5	7.0	6.5	6.5	6.5	6.0
90°	0.1	0.1	0.1	0.1	0.1	0.1	0.1	0.1	0.1
92.5°	0.1	0.1	0.1	0.1	0.1	0.1	0.1	0.1	0.1
95°	0.5	0.5	0.5	0.5	0.5	0.5	0.5	0.5	0.5
97.5°	1.5	1.5	1.5	1.5	1.5	1.5	1.5	1.5	1.5
100°	5.0	5.0	5.0	5.0	5.0	5.0	5.0	5.0	5.0
102.5°	8.8	8.8	8.8	8.8	8.8	8.8	8.8	8.8	8.8
105°	11.8	11.8	11.8	11.8	11.8	11.8	11.8	11.8	11.8
107.5°	14.7	14.7	14.7	14.7	14.7	14.7	14.7	14.7	14.7



REPORT NUMBER: P159852

CATALOG NUMBER: ENC-E01-LED-E1-BL2-ULG

**CANDELA DISTRIBUTION (continued):**

	105°	115°	125°	135°	145°	155°	165°	175°	180°
110°	17.8	17.8	17.8	17.8	17.8	17.8	17.8	17.8	17.8
112.5°	21.2	21.2	21.2	21.2	21.2	21.2	21.2	21.2	21.2
115°	25.0	25.0	25.0	25.0	25.0	25.0	25.0	25.0	25.0
117.5°	29.5	29.5	29.5	29.5	29.5	29.5	29.5	29.5	29.5
120°	34.8	34.8	34.8	34.8	34.8	34.8	34.8	34.8	34.8
122.5°	40.9	40.9	40.9	40.9	40.9	40.9	40.9	40.9	40.9
125°	47.8	47.8	47.8	47.8	47.8	47.8	47.8	47.8	47.8
127.5°	55.3	55.3	55.3	55.3	55.3	55.3	55.3	55.3	55.3
130°	63.0	63.0	63.0	63.0	63.0	63.0	63.0	63.0	63.0
132.5°	70.5	70.5	70.5	70.5	70.5	70.5	70.5	70.5	70.5
135°	77.9	77.9	77.9	77.9	77.9	77.9	77.9	77.9	77.9
137.5°	85.3	85.3	85.3	85.3	85.3	85.3	85.3	85.3	85.3
140°	92.5	92.5	92.5	92.5	92.5	92.5	92.5	92.5	92.5
142.5°	99.2	99.2	99.2	99.2	99.2	99.2	99.2	99.2	99.2
145°	104.9	104.9	104.9	104.9	104.9	104.9	104.9	104.9	104.9
147.5°	110.1	110.1	110.1	110.1	110.1	110.1	110.1	110.1	110.1
150°	115.1	115.1	115.1	115.1	115.1	115.1	115.1	115.1	115.1
152.5°	119.7	119.7	119.7	119.7	119.7	119.7	119.7	119.7	119.7
155°	123.7	123.7	123.7	123.7	123.7	123.7	123.7	123.7	123.7
157.5°	127.0	127.0	127.0	127.0	127.0	127.0	127.0	127.0	127.0
160°	130.3	130.3	130.3	130.3	130.3	130.3	130.3	130.3	130.3
162.5°	133.5	133.5	133.5	133.5	133.5	133.5	133.5	133.5	133.5
165°	136.0	136.0	136.0	136.0	136.0	136.0	136.0	136.0	136.0
167.5°	137.1	137.1	137.1	137.1	137.1	137.1	137.1	137.1	137.1
170°	137.4	137.4	137.4	137.4	137.4	137.4	137.4	137.4	137.4
172.5°	138.6	138.6	138.6	138.6	138.6	138.6	138.6	138.6	138.6
175°	140.5	140.5	140.5	140.5	140.5	140.5	140.5	140.5	140.5
177.5°	141.1	141.1	141.1	141.1	141.1	141.1	141.1	141.1	141.1
180°	140.8	140.8	140.8	140.8	140.8	140.8	140.8	140.8	140.8

(END OF REPORT)